




ELECTROMAAX PK-4JH4 SERPENTINE PULLEY KIT  
INSTALLATION INSTRUCTIONS



Yanmar 4JH4



Remove original 80 amp alternator




Remove the 4 bolts holding water pump pulley on.




Attach new water pump pulley with the 4 bolts supplied in the Electromaax kit  
Remember to apply the thread lock also supplied in kit



Apply Tef-Gel supplied in kit to crank pulley shive



Mount crank pulley over existing crank pulley attach with 4x10mm bolt supplied in kit apply the thread lock to the bolts as well.



Install new Electromaax SM model alternator and tighten belt



Electromaax PK-4JH4 + SM alternator all installed